

FINANZAS



INFORMANDO A LA COMUNIDAD SOBRE LAS FINANZAS

- **Valor espiritual de las contribuciones**
- **Servicios proveidos a la comunidad**
- **Publicaciones**
- **Grapevine y necesidad de aumentar suscripciones**
- **La Viña**
- **Fondo de Reserva**
 - ❑ **\$236.52 por grupo, \$11.01 por miembro**

JUNTA DE SERVICIOS GENERALES

RESUMEN FINANCIERO DE OPERACIONES 12-31-13

	O.S.G. FONDO GENERAL	THE A.A.W.S. PUBLISHING	THE A.A. GRAPEVINE	LA VIÑA	2013 ACTUAL COMBINADO	2013 PRESUPUESTO
INGRESOS						
Ventas netas		\$12,604,719	\$3,019,339	\$127,270	\$15,751,328	\$15,562,535
Contribuciones	6,906,371				6,906,371	6,697,000
Intereses	114	390	10,500		11,004	17,050
TOTAL INGRESOS	6,906,485	12,605,109	3,029,839	127,270	22,668,703	22,276,585
GASTOS						
Imprenta		2,962,241	402,183	33,544	3,397,968	3,534,902
Derechos de Autor		27,840			27,840	28,000
Envios y almacen		1,505,296	623,640	30,192	2,159,128	2,332,221
Programa de gastos	5,751,387	3,200,822	1,097,907	206,078	10,256,194	10,737,010
Servicios de apollo	3,756,195	2,276,259	590,904		6,623,358	6,370,792
TOTAL GASTOS	9,507,582	9,972,458	2,714,634	269,814	22,464,488	23,002,925
GANANCIAS NETAS (PERDIDAS) DE OPERACION	(2,601,097)	2,632,651	315,205	(142,544)	204,215	(726,340)

FONDO DE RESERVA

Balance del fonde de reserva al 31 de Diciembre	<u>15,301,653</u>	<u>15,301,653</u>
disponible para cubrir gastos de operacion	<u>16,879,552</u>	<u>17,107,927</u>
Numero de meses de operacion aproximado en gastos	10.9	10.8

*Excluidos fondos no-operacionales : Reserva, capital para proyectos , Pensiones, Post-Retiros
beneficios medicos

2012-2013 RESUMEN DE CONTRIBUCIONES



	2012	2013
Contribuciones de grupos	\$5,451,874	\$5,718,306
Especiales ¹	582,011	629,542
Individuales	384,055	398,880
Extranjeros, WSM etc.	67,403	73,800
Memoriales	51,418	63,178
Reuniones especiales ²	16,571	12,815
Othos	4,276	9,850
Totales	6,557,608	6,906,371

¹Contribuciones especiales es una que viene de algun numero de entidades que no son un grupo de AA, por ejemplo, conferencias, un comite, una area, un distrito, un intergrupo, etc.,

²Una reunion especial es una reunion que no quieren ser un grupo pero que quieren contribuir con la junta de servicios generales.

OSG's DOS BASICAS FUNCIONES

- Imprenta
- Servicios



box 459 News and Notes from the General Service Office of A.A.
Vol. 40, No. 1 / Spring 2014

■ **Come and Celebrate A.A.'s 80th Birthday in Atlanta, Georgia**

The Glades Knight and the legendary Pine, get ready to board that malinga train — or bus, or car, or plane — and make your way to Atlanta, Georgia, home of the 2013 International Convention of Alcoholics Anonymous, to be held July 2-5, 2013. With a theme of "90 Years — Happy 80th and Free? A.A. from around the world will be converging in Atlanta to celebrate sobriety, and share experiences, strength and hope in meetings, panels and workshops at the Georgia World Congress Center, the Georgia Dome and other locations throughout the franchise on the heart of the New South.

While many already know Atlanta as home to the 1996 Olympic and headquarters for some of the most well-known corporations in America, not as many are familiar with its rolling, wooded expanse featuring magnolias, dogwoods, Southern pines and magnificent oaks, set among the foothills of the Appalachian Mountains. With one of the largest metropolitan areas in the country — and over 1,000 A.A. meetings a week — Atlanta has become one of the best examples of the New South, a fast-paced modern city proud of its heritage, a city that began as a railroad town in the mid-1800s and has evolved into the primary transportation hub of the Southeastern United States.

Fittingly, for more than a century, Atlanta's official symbol has been the mythical phoenix rising from the ashes, a nod to the city's dramatic redevelopment after it was famously burned to the ground during the Civil War — a symbol many A.A.s can readily identify with, having been resurrected out of the ashes of active alcoholism.


Held every five years since 1939, International Conventions have been hosted in numerous United States and Canadian cities with culture and personalities associated with the alcoholics who traveled there for the celebration. In Atlanta many will celebrate not only their own sobriety and eventual lives, but also their ability to rise on this miracle — the message of recovery — to another shining ideal.

The theme of the 2013 International Convention, "90 Years — Happy, Joyous and Free," draws attention to the many benefits of sobriety and those present in Atlanta over the first weekend in July will greet one another in gratitude as carriers of hope, good news and a simple solution. For their alcohol problem. Varied meeting topics will excite many A.A.s who look forward to hearing the experience of members from other locales, and as Convention-goers partake in the many meetings and workshops scheduled for the weekend, more than a few will find their imaginations fired and their enthusiasm for carrying A.A.'s message renewed.

In between meetings, workshops and other events at the International Convention, scores of A.A.s will be on the lookout for unique settings to enjoy the fellowship of like-minded friends. Some will head for Centennial Olympic Park, to hang out and enjoy the Fountains of Rings and the monument to Olympic athletes, while others will look for opportunities to experience the rich culture of this big city that never outgrew its small-town charm, visiting, perhaps, the Margaret Mitchell House where Mitchell wrote her Pulitzer Prize-winning novel, *Gone With the Wind*. Still others will crave adventure and excitement, spreading out to Underground Atlanta, the subterranean entertainment district, or visiting the Martin Luther King, Jr. National Historic Site or Inman Park and the adjacent Atlanta Botanical Gardens, home to a 600-foot-long aliyah allowing visitors to tour one of the city's last remaining urban forests from above. But whichever attractions draw your interest, Atlanta offers something for everyone.

For many, the city's culinary scene, which comprises a mix of urban cosmopolitan, ethnic, restaurant serving cuisine from every corner of the world, and traditional eateries specializing in Southern dining, provides a highlight to the Convention experience. Since the turn of the 21st century, Atlanta has emerged as a terrific restaurant town, with many eateries reflecting a sophisticated Southern sensibility centered on the farm but experienced in the city. Visitors seeking to sample international Atlanta are directed to Buford Highway, the city's international corridor. There, the million-plus immigrants that make Atlanta home have established various authentic ethnic restaurants representing virtually every nationality in the globe.

A.A.'s meeting destinations Atlanta will discover a rich and diverse history, including the Atlanta Cyclorama in

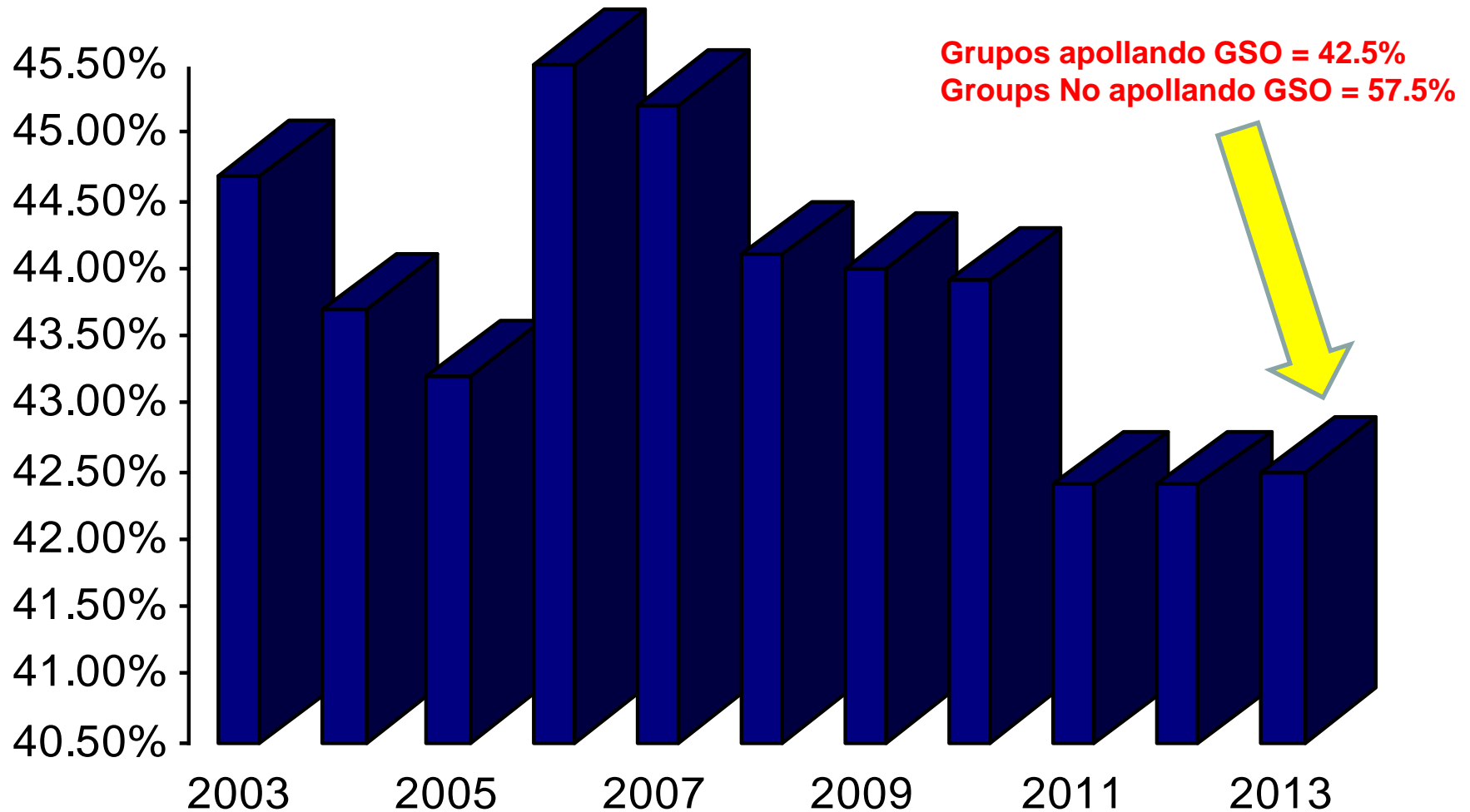


ACTIVIDADES DE SERVICIOS DE GRUPOS —ABSORVIDOS

	2011 Actual	2012 Actual	2013 Actual
Servicios de grupos	\$3,263,908	\$3,437,762	\$3,648,966
Informacion Publica	445,832	435,022	414,829
Cooperacion con la comunidad profesional	484,271	504,762	495,274
Instituciones de tratamiento	206,459	210,326	192,144
Correccionales	357,460	382,397	448,363
Solitarios y servicios de Ultramar	760,790	654,789	712,348
Conferencia de servicios generales	1,340,071	1,152,723	1,347,715
Foros regionales	581,972	693,064	682,816
Archivos	793,285	853,710	968,241
Custodios /actividade de directores	513,089	613,463	596,886
WSM		316,113	
Servicios de apollo –asignados a			
Total	8,747,139	9,254,131	9,507,582

PORCENTAJE DE CONTRIBUCION DE GRUPOS

2003—2013

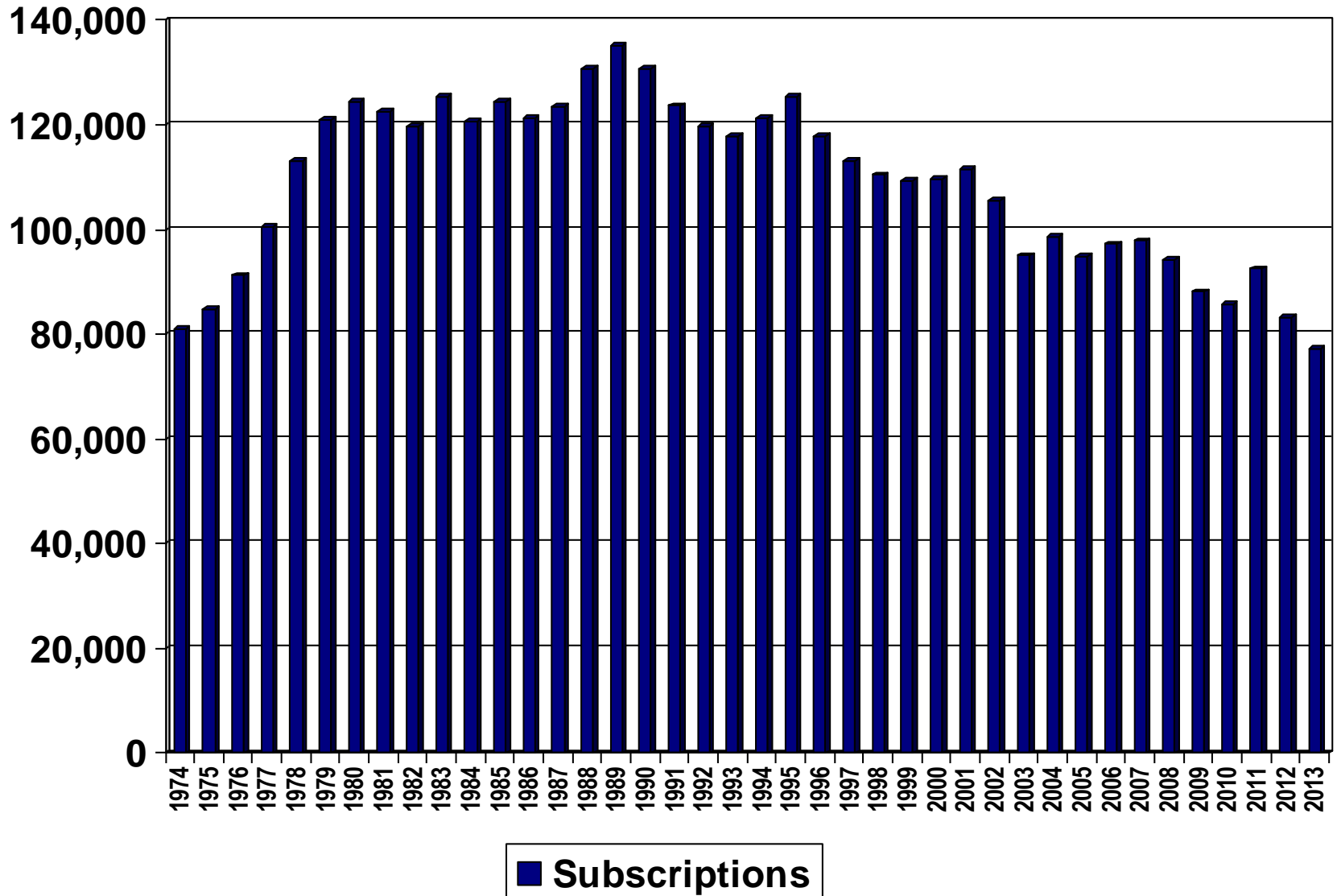


■ Total Percentage of Groups Contributing

SERVICIOS DE MIEMBROS Y ESTADISTICAS

	2011	2012	2013
	Actual	Actual	Actual
Costo de servicio por miembro por ano	\$6.32	\$6.66	\$6.84
Costo de servicio por grupo por ano	137.01	143.67	146.96
Numero de miembros reportados	1,384,699	1,388,727	1,389,602
Numero de grupos reportados	63,845	64,414	64,694
Porcentaje de contribucion de grupos	42.4%	42.4%	42.5%
Contribuciones por miembro por ano	4.52	4.72	4.97
Contribuciones por grupo por ano	96.95	101.80	106.75
Costo de servicios no cubiertos atravez de las contribuciones que se realizaron usando ganancias de la literatura por miembro por ano	1.80	1.94	1.87

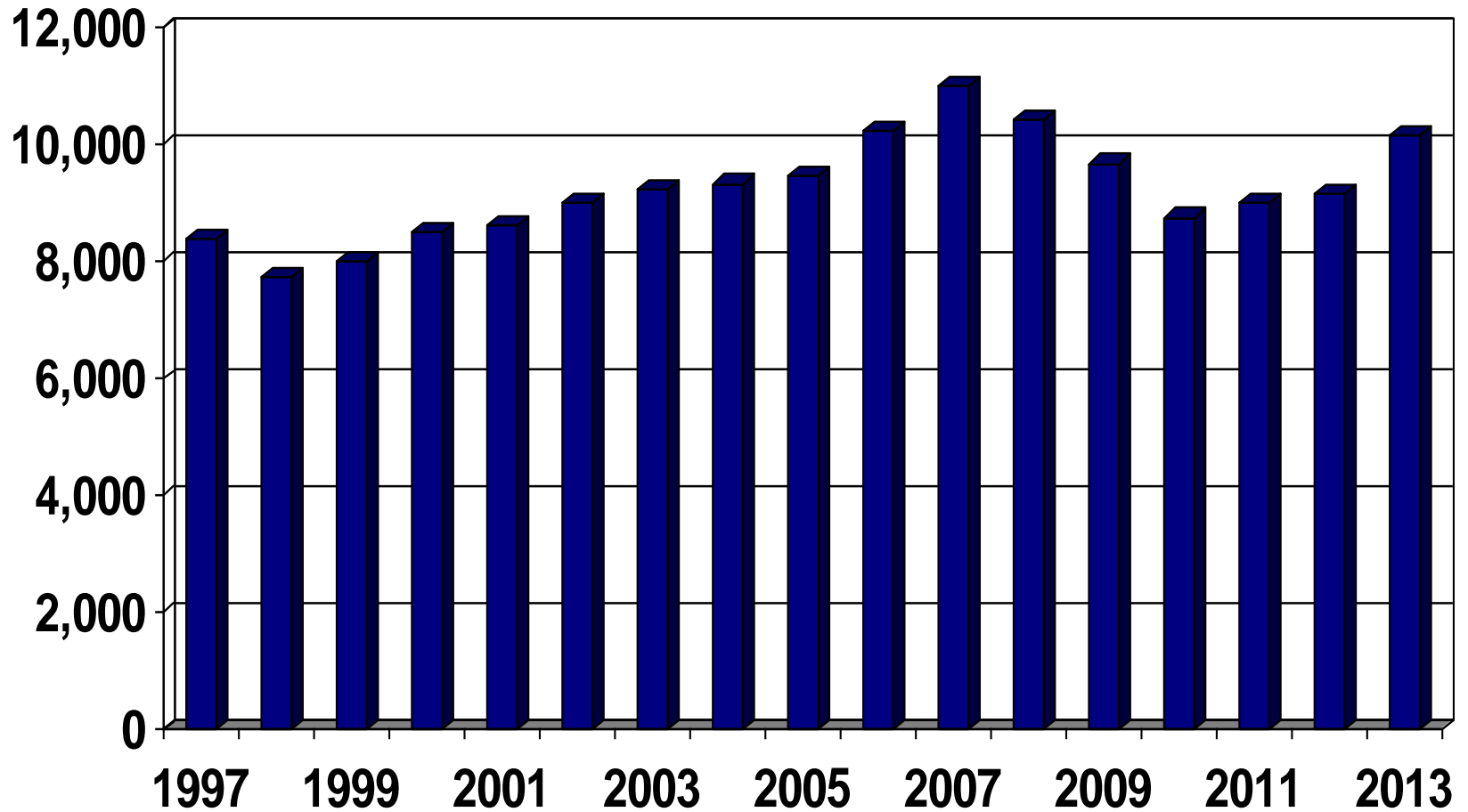
AA Grapevine Circulacion: 1974-2013



A.A. GRAPEVINE—DECLARACION DE ACTIVIDADES

	CIRCULACION PROMEDIO			
		77,126	73,401	(3,725)
	Online	5,175	4,561	(614)
		2013	2014	INCREMENTO
		ACTUAL	PRESUPUESTO	(DISMINUCION
Ingresos de la Revista		\$2,242,363	\$2,132,851	\$(109,512)
Costos directos: Revista		<u>764,674</u>	<u>750,733</u>	<u>(13,941)</u>
Ganancias brutas de la revista		<u>1,477,689</u>	<u>1,382,118</u>	<u>(95,571)</u>
Ingresos de Otras publicaciones		776,976	787,557	10,581
Costos of envios		<u>261,149</u>	<u>266,556</u>	<u>5,407</u>
Ganancias brutas de otras publicaciones		<u>515,827</u>	<u>521,001</u>	<u>5,174</u>
Total ganancias brutas		<u>1,993,516</u>	<u>1,903,119</u>	<u>(90,397)</u>
COSTOS AND GASTOS				
Costos de Editorial		633,798	687,117	53,319
Circulacion y negocios		904,466	926,280	21,814
Administrativos y generales		<u>150,547</u>	<u>207,290</u>	<u>56,743</u>
Total Costos y gastos		<u>1,688,811</u>	<u>1,820,687</u>	<u>131,876</u>
Ingresos por intereses		<u>10,500</u>	<u>11,800</u>	<u>1,300</u>
Excesos of ingresos sobre gastos		<u>315,205</u>	<u>94,232</u>	<u>(220,973)</u>

LA VIÑA VENTAS Y CIRCULACION



■ La Vina Sales and Circulation

LA VIÑA—DECLARACION DE ACTIVIDADES

Circulacion promedio	8,982	9,160	10,145
	2011 ACTUAL	2012 ACTUAL	2013 ACTUAL
INGRESOS			
Ingresos por suscripciones	\$98,135	\$96,892	\$106,960
Numeros anteriores	<u>8,428</u>	<u>10,378</u>	<u>9,590</u>
Ingresos de la revista	106,563	107,270	116,550
Ingresos de articulos relacionados	<u>22,761</u>	<u>16,210</u>	<u>10,721</u>
Ingresos Totales de La Viña	129,324	123,480	127,271
Total Costos directos	<u>58,596</u>	<u>58,015</u>	<u>63,737</u>
Ganancias brutas	<u>70,728</u>	<u>65,465</u>	<u>63,534</u>
COSTOS AND GASTOS			
Costos de Editorial	84,507	113,828	130,546
Circulacion y negocios	54,792	65,610	73,022
Administracion y generales	<u>1,152</u>	<u>1,847</u>	<u>2,510</u>
Total Costos and gastos	<u>140,451</u>	<u>181,285</u>	<u>206,078</u>
Caida entre los ingresos y los gastos	(69,723)	(115,820)	(142,544)
Apollo de la Junta de Sercvicios Generales Board Fondo General	69,723	115,820	142,544
Net	<u>0</u>	<u>0</u>	<u>0</u>

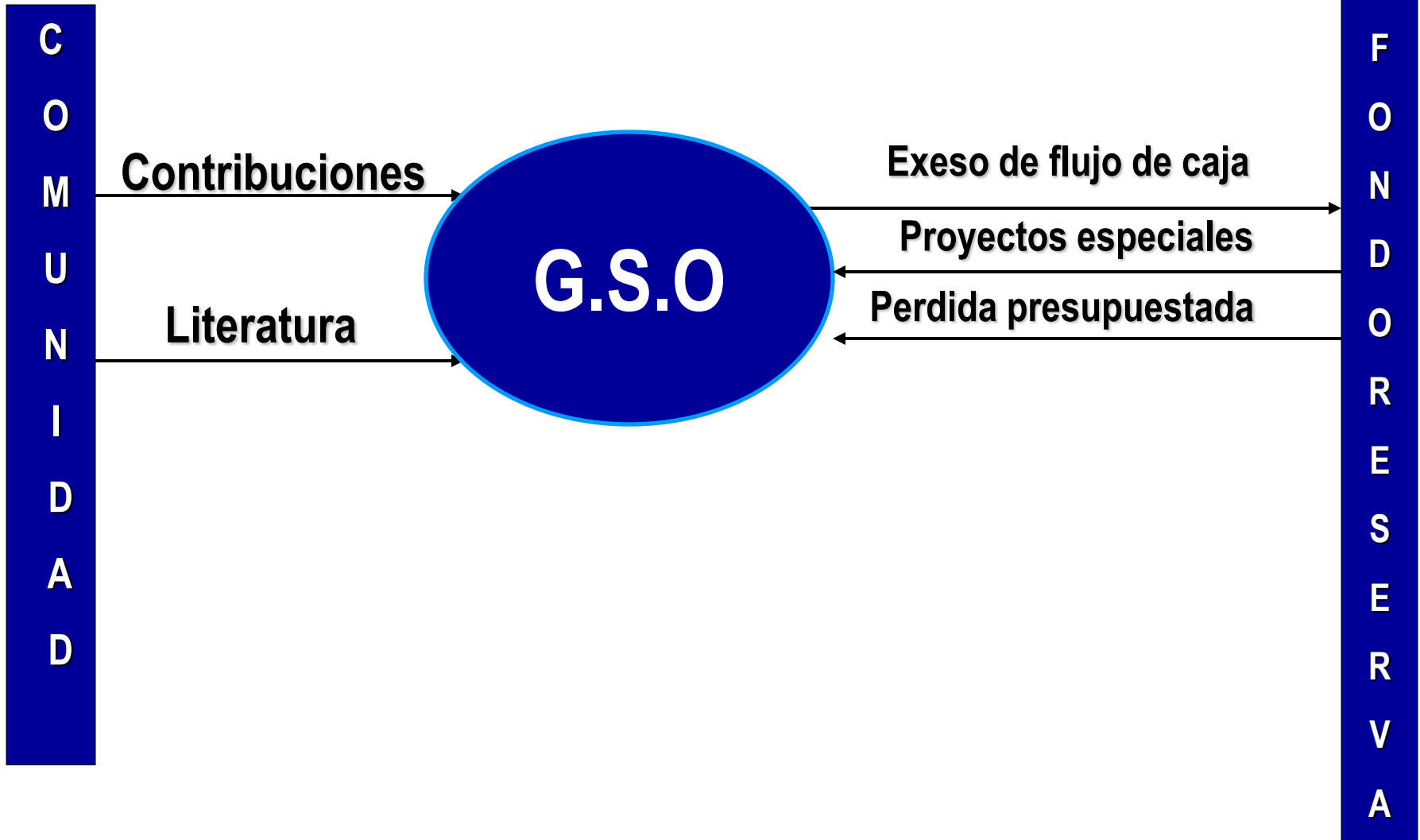
JUNTA DE SERVICIOS GENERALES — FONDE DE RESERVA

	<u>12-31-2009</u>	<u>12-31-2010</u>	<u>12-31-2011</u>	<u>12-31-2012</u>	<u>12-31-2013</u>
Balance disponible para cubrir gastos de operacion	\$12,135,909*	\$14,368,427*	\$15,296,921	\$15,353,752	\$15,301,653
Gastos Operacionales	15,327,092	15,271,820	15,408,284	16,228,337	16,879,552
Numero de meses cubiertos	9.5	11.3	11.9	11.4	10.9
Grupos	61,581	62,873	63,845	64,414	64,694
Miembros	1,358,879	1,373,681	1,384,699	1,388,727	1,389,602
Balance equivalente por grupo	197.07	228.53	239.59	238.36	236.52
Balance equivalente por miembro	8.93	10.46	11.05	11.06	11.01

Por una accion de la conferencia , la “reserva prudente operacional ” fue definida como un monto igual al de el siguiemte ano combinando los gastos operacionales de la OSG el grapevine y el fondo general de la junta de servicios generales.. Gastos operacionales incluyen oficina y gastos operacionales y no incluye los costos de productos y los costos de manufactura .

*Incluyen transferencias pendientes

OFICINA DE SERVICIOS GENERALES



GRAPEVINE

